



Parents' Poll: Public Exams 2021 - New Arrangements Results by Year Group

December 2020

Key Findings:

- 87% of parents were aware of the government's latest announcement on the new arrangements for public exams prior to answering this poll.
- Less than a quarter (22%) of parents are confident that the new arrangements for public exams (GCCEs, AS Level and A Level) for 2021 will help their child achieve a fair grade that reflects their ability.
- Over two thirds of parents are either not very confident (30%) or not at all confident (38%) that the new arrangements for public exams for 2021 will help their child achieve a fair grade that reflects their ability.
- Three quarters (76%) of Y11 parents are not confident the new arrangements will help their child achieve a fair grade that reflects their ability.
- Just under three quarters (72%) of Y13 parents are not confident the new arrangements will help their child achieve a fair grade that reflects their ability.
- A fifth (19%) of parents agree that the new arrangements provide them with the clarity and certainty needed to support their child to prepare for their public exams in 2021.
- Over half of parents either strongly disagree (35%) or tend to disagree (23%) that the new arrangements provide them with the clarity and certainty needed to support their child to prepare for their public exams in 2021.
- Under two thirds (63%) of Y11 parents don't feel that the new arrangements offer the clarity and certainty needed to support their child to prepare for their exams in summer 2021.
- Under two thirds (61%) of Y13 parents don't feel that the new arrangements offer the clarity and certainty needed to support their child to prepare for their exams in summer 2021.
- A fifth (19%) of parents agree that the new arrangements will make the 2021 public exams as fair as possible for all students.
- Two thirds of parents either strongly disagree (43%) or tend to disagree (24%) that the new arrangements will make the 2021 public exams as fair as possible for all students.
- When asked what other options, if any, should to be considered to make public exams in 2021 as fair as possible for all students, the key themes were:
 - 49% of parents said no exams - with results awarded on teacher assessments only
 - 47% teacher assessments alongside exams
 - 40% a process that reflects the amount of missed learning
 - 18% some regional adjustment of grades to reflect varying experiences.
- 5% of parents were happy that the measures announced are adequate and no other options need to be considered.
- Over half (53%) of Y11 parents would like the option of no exams to be considered.
- Over half (52%) of Y13 parents would like the option of no exams to be considered.

Methodology

A short online survey, promoted to parents via social media, was active between 8.30am on 3rd December and 9.30am on 15th December 2020. 1,189 parents completed the survey. The bar charts show the results for the whole sample whilst the data tables break down the results by year group. Please note percentages may not add up to 100% due to rounding.

Data Results

57% of parents that responded have a child in Year 11 and another 29% a child in Year 13.







1. School year of child:			Response Percent	Response Total
1	Year 7		1.35%	16
2	Year 8		0.84%	10
3	Year 9		1.85%	22
4	Year 10		4.79%	57
5	Year 11		56.60%	673
6	Year 12		5.55%	66
7	Year 13		29.02%	345
			answered	1189

2. Prior to this poll, were you aware of the government's latest announcement on the new arrangements to help ensure students in England receive a fair grade that reflects their ability?			Response Percent	Response Total
1	Yes		87.30%	1038
2	No		12.70%	151
			answered	1189

Year group breakdown

	Year 7	Year 8	Year 9	Year 10	Year 11	Year 12	Year 13	Row Totals
Yes	87.5%	90.0%	68.2%	70.2%	89.2%	72.7%	90.4%	1038
No	12.5%	10.0%	31.8%	29.8%	10.8%	27.3%	9.6%	151
	16	10	22	57	673	66	345	1189








3. To what extent are you confident that the new 2021 public exam (GCCEs, AS Levels & A Levels) arrangements will help your child achieve a fair grade that reflects their ability?

			Response Percent	Response Total
1	Very confident		2.78%	33
2	Quite confident		19.01%	226
3	Not very confident		30.45%	362
4	Not at all confident		37.85%	450
5	Don't know		3.53%	42
6	Not applicable - my child is not due to sit public exams next summer		6.39%	76
			answered	1189

Year group breakdown

	Year 7	Year 8	Year 9	Year 10	Year 11	Year 12	Year 13	Row Totals
Very confident	0.0%	0.0%	0.0%	0.0%	2.1%	0.0%	5.5%	33
Quite confident	12.5%	20.0%	13.6%	24.6%	19.3%	16.7%	18.6%	226
Not very confident	6.3%	20.0%	18.2%	21.1%	33.0%	27.3%	29.9%	362
Not at all confident	0.0%	0.0%	4.5%	17.5%	42.6%	12.1%	41.7%	450
Don't know	0.0%	10.0%	9.1%	5.3%	2.8%	4.5%	4.1%	42
Not applicable - my child is not due to sit public exams next summer	81.3%	50.0%	54.5%	31.6%	0.1%	39.4%	0.3%	76
	16	10	22	57	673	66	345	1189







4. To what extent do you agree or disagree that the new arrangements provide you with the clarity and certainty needed to support your child in preparing for their 2021 public exams (GCCEs, AS Levels & A Levels)?

			Response Percent	Response Total
1	Strongly agree		2.69%	32
2	Tend to agree		16.23%	193
3	Neither agree or disagree		14.63%	174
4	Tend to disagree		22.79%	271
5	Strongly disagree		34.65%	412
6	Don't know		2.61%	31
7	Not applicable - my child is not due to sit public exams next summer		6.39%	76
			answered	1189

Year group breakdown

	Year 7	Year 8	Year 9	Year 10	Year 11	Year 12	Year 13	Row Totals
Strongly agree	18.8%	0.0%	4.5%	0.0%	1.6%	0.0%	4.9%	32
Tend to agree	0.0%	20.0%	9.1%	14.0%	17.7%	13.6%	15.4%	193
Neither agree or disagree	0.0%	0.0%	9.1%	14.0%	15.6%	16.7%	13.9%	174
Tend to disagree	0.0%	10.0%	9.1%	21.1%	23.8%	13.6%	25.2%	271
Strongly disagree	6.3%	10.0%	9.1%	14.0%	39.4%	16.7%	35.9%	412
Don't know	0.0%	0.0%	4.5%	3.5%	1.6%	3.0%	4.3%	31
Not applicable - my child is not due to sit public exams next summer	75.0%	60.0%	54.5%	33.3%	0.3%	36.4%	0.3%	76
	16	10	22	57	673	66	345	1189







5. To what extent do you agree or disagree that the new arrangements will make the 2021 public exams (GCCEs, AS Levels & A Levels) as fair as possible for all students?

			Response Percent	Response Total
1	Strongly agree		3.62%	43
2	Tend to agree		15.48%	184
3	Neither agree nor disagree		10.68%	127
4	Tend to disagree		24.05%	286
5	Strongly disagree		42.72%	508
6	Don't know		3.45%	41
			answered	1189

Year group breakdown

	Year 7	Year 8	Year 9	Year 10	Year 11	Year 12	Year 13	Row Totals
Strongly agree	12.5%	0.0%	13.6%	3.5%	2.7%	3.0%	4.6%	43
Tend to agree	31.3%	30.0%	27.3%	15.8%	14.3%	21.2%	14.8%	184
Neither agree nor disagree	0.0%	10.0%	13.6%	19.3%	9.7%	18.2%	10.1%	127
Tend to disagree	25.0%	20.0%	18.2%	29.8%	25.4%	25.8%	20.6%	286
Strongly disagree	0.0%	20.0%	22.7%	22.8%	46.4%	22.7%	46.7%	508
Don't know	31.3%	20.0%	4.5%	8.8%	1.6%	9.1%	3.2%	41
	16	10	22	57	673	66	345	1189

6. In your opinion, what other arrangements, if any, would you want to be considered to make 2021 public exams (GCCEs, AS Levels & A Levels) as fair as possible for all students? (Tick all that apply)

			Response Percent	Response Total
1	Teacher assessments alongside exams		47.10%	560
2	No exams - teacher assessments only		48.61%	578
3	A process for reflecting the amount of missed learning		39.70%	472
4	Regional adjustment of grades to reflect varying experiences		17.91%	213
5	None - the measures announced are adequate		5.13%	61
6	Other (please specify):		11.27%	134
			answered	1189

Year group breakdown

	Year 7	Year 8	Year 9	Year 10	Year 11	Year 12	Year 13	Row Totals
Teacher assessments alongside exams	50.0%	60.0%	54.5%	56.1%	46.2%	69.7%	42.0%	560
No exams - teacher assessments only	18.8%	30.0%	27.3%	31.6%	53.0%	18.2%	51.9%	578
A process for reflecting the amount of missed learning	25.0%	60.0%	36.4%	43.9%	39.8%	56.1%	35.9%	472
Regional adjustment of grades to reflect varying experiences	25.0%	20.0%	13.6%	10.5%	18.0%	33.3%	15.9%	213
None - the measures announced are adequate	0.0%	0.0%	22.7%	8.8%	4.0%	3.0%	6.4%	61
Other (please specify):	18.8%	20.0%	13.6%	8.8%	10.7%	12.1%	11.9%	134
	16	10	22	57	673	66	345	[1189]